

## Short Turn & Long Turn Elbows

**Fig. 701** 90° Short Turn Elbow

**Fig. 701R** 90° Reducing Short Turn Elbow

**Fig. 702** 90° Long Turn Elbow

**Fig. 702A** 90° Extra Long Turn Elbow



Anvil drainage fittings have sufficient sweep to allow free unobstructed flow. They are made with a shoulder of the same diameter as the inside of the pipe, in accordance with ASME B16.12, Type 1. Thus, continuous passage is created when the pipe is screwed to the shoulder, leaving no place for solid matter to collect and clog in the pipe.

Coated drainage fittings are available upon special order request with hot dip galvanized finish (see listed sizes).

Drainage fittings with 90° bends are normally provided tapped with pitch of ¼ inch to the foot in accordance with ASME B16.12.

**Note:** UNPITCHED 90° fittings are POA only.

See following page for standards and specifications.



PROJECT INFORMATION	APPROVAL STAMP
Project:	Approved
Address:	Approved as noted
Contractor:	Not approved
Engineer:	Remarks:
Submittal Date:	
Notes 1:	
Notes 2:	

## Short Turn & Long Turn Elbows Fig. 701, 701R, 702, 702A



### Standards and Specifications

Dimensions	Material	Galvanizing*	Thread	Pressure Rating
ASME B16.12, Type 1	ASTM A126 (A)	ASTM A153	ASME B1.20.1	ASME B16.12

**Note:**

\* ASTM B633, Type I, SC 4, may be supplied as alternate zinc coating per applicable ASME B16 product standard.

### General Assembly of Threaded Fittings

#### 1 Inspect both male and female components prior to assembly.

- Threads should be free from mechanical damage, dirt, chips and excess cutting oil.
- Clean or replace components as necessary.

#### 2 Application of thread sealant

- Use a thread sealant that is fast drying, sets-up to a semi hard condition and is vibration resistant. Alternately, an anaerobic sealant may be utilized.
- Thoroughly mix the thread sealant prior to application.
- Apply a thick even coat to the male threads only. Best application is achieved with a brush stiff enough to force sealant down to the root of the threads.

#### 3 Joint Makeup


- For sizes up to and including 2" pipe, wrench tight makeup is considered three full turns past handtight. Handtight engagement for ½" through 2" thread varies from 4½ turns to 5 turns.
- For 2½" through 4" sizes, wrench tight makeup is considered two full turns past handtight. Handtight engagement for 2½" through 4" thread varies from 5½ turns to 6¾ turns.



asc-es.com


Building connections that last™

**Fig. 701\***  
90° Short Turn Elbow




Size	A	Unit Weight		Size	A	Unit Weight	
		Black	Galvanized			Black	Galvanized
NPS/DN	In./mm	Lbs./kg	Lbs./kg	NPS/DN	In./mm	Lbs./kg	Lbs./kg
1½ 40	1 <sup>15</sup> / <sub>16</sub> 49	1.91 0.87	1.91 0.87	3 80	3 <sup>1</sup> / <sub>16</sub> 78	7.09 3.22	7.09 3.22
2 50	2¼ 57	3.04 1.38	3.04 1.38	4 100	3 <sup>19</sup> / <sub>16</sub> 98	13.69 6.21	13.69 6.21

**Fig. 701R\***  
90° Reducing Short Turn Elbow



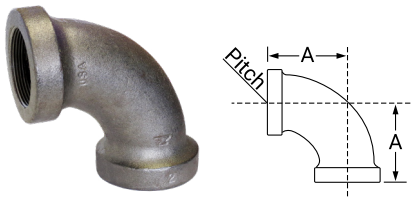
Size	A	B	Unit Weight	
			Black	Lbs./kg
NPS/DN	NPS/DN	In./mm	In./mm	Lbs./kg
1½ 40	1¼ 32	1 <sup>7</sup> / <sub>8</sub> 48	1 <sup>11</sup> / <sub>16</sub> 43	1.69 0.77
2 50	1½ 40	2 <sup>1</sup> / <sub>8</sub> 54	2 51	2.49 1.13

**Fig. 702\***  
90° Long Turn Elbow



Size	A	Unit Weight		Size	A	Unit Weight	
		Black	Galvanized			Black	Galvanized
NPS/DN	In./mm	Lbs./kg	Lbs./kg	NPS/DN	In./mm	Lbs./kg	Lbs./kg
1½ 40	2½ 64	2.24 1.02	2.24 1.02	3 80	4¼ 108	9.04 4.10	— —
2 50	3 <sup>1</sup> / <sub>16</sub> 78	3.61 1.64	3.61 1.64	4 100	5 <sup>3</sup> / <sub>16</sub> 132	16.40 7.44	— —

**Fig. 702A\***  
90° Extra Long Turn Elbow



Size	A	Unit Weight		Size	A	Unit Weight	
		Black	Lbs./kg			Black	Lbs./kg
NPS/DN	In./mm	Lbs./kg	Lbs./kg	NPS/DN	In./mm	Lbs./kg	Lbs./kg
1½ 40	3½ 90	2.62 1.19	—	2 50	4 100	4.54 2.06	—

**Note:**  
\*Inlets tapped, pitched .25" (6mm) to the foot. Inlets of reducing fittings are always the smallest openings.  
See first page for pressure-temperature ratings.



asc-es.com

Building connections that last™