

Fig. 7050LRP 90° Long Radius Elbow
Fig. 7051LRP 45° Long Radius Elbow
Fig. 7075P Bull Plug

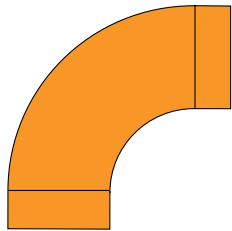


Fig. 7050LRP

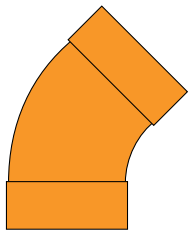


Fig. 7051LRP




Fig. 7075P

Gruvlok plain-end fittings are manufactured to provide minimum pressure drop and uniform flow. Fittings are designed for use with the Fig. 7005 Roughneck Couplings only.

Gruvlok plain-end fittings are available in sizes through 8" nominal pipe size in a variety of styles. Depending on size and configuration, fittings are either segment-welded steel or forged steel.

Fittings are normally coated with a rust inhibiting paint. Other coatings including Hot Dipped Zinc Galvanizing, are available.

Material Specifications

Segment Welded Steel Fittings

Sizes 2" - 4" Carbon Steel pipe conforming to ASTM A53, Type "F";
 Sizes 5" - 8"; Carbon Steel pipe conforming to ASTM A53, Type "E" or "S", Grade "B".

Steel Fittings

Forged Steel conforming to ASTM A106.

Adapter Flanges

Class 150 - Carbon Steel conforming to ANSI B16.5
 Class 300 - Carbon Steel conforming to ANSI B16.5

Fitting Size

Nominal Size	O.D.	Nominal Size	O.D.
In./DN(mm)	In./mm	In./DN(mm)	In./mm
2	2.375	4	4.500
50	60.3	100	114.3
2½	2.875	5	5.563
65	73.0	140	141.3
3	3.500	6	6.625
80	88.9	150	168.3
3½	4.000	8	8.625
90	101.6	200	219.1

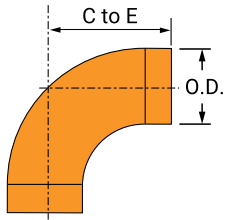
Note:

The Fitting Size Chart is used to determine the O.D. of the pipe that the fittings is to be used with. Gruvlok® Fittings are identified by either the Nominal size in inches or the Pipe O.D. In./mm.



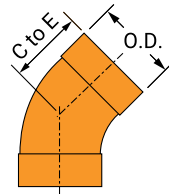
PROJECT INFORMATION	APPROVAL STAMP
Project:	Approved
Address:	Approved as noted
Contractor:	Not approved
Engineer:	Remarks:
Submittal Date:	
Notes 1:	
Notes 2:	

Fig. 7050LRP
90° Long Radius Elbow



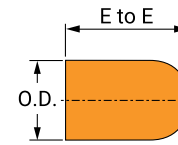
Nominal Size	O.D.	Center to End	Approx. Wt. Ea.
In./DN(mm)	In./mm	In./mm	Lbs./kg
2	2.375	5	2.5
50	60.3	127	1.1
2½	2.875	5¾	4.9
65	73.0	146	2.2
3	3.500	6½	6.5
80	88.9	165	2.9
4	4.500	8	11.5
100	114.3	203	5.2
5	5.563	9¾	21.5
125	141.3	248	9.8
6	6.625	11¼	28.5
150	168.3	286	12.9
8	8.625	15	56.7
200	219.1	381	25.7

Fig. 7050LRP
45° Long Radius Elbow



Nominal Size	O.D.	Center to End	Approx. Wt. Ea.
In./DN(mm)	In./mm	In./mm	Lbs./kg
2	2.375	3¾	1.8
50	60.3	86	0.8
2½	2.875	3¾	3.6
65	73.0	95	1.6
3	3.500	4.0	4.5
80	88.9	102	2.0
4	4.500	4½	7.5
100	114.3	114	3.4
5	5.563	5¾	13.8
125	141.3	137	6.3
6	6.625	6.0	17.3
150	168.3	152	7.8
8	8.625	8.0	34.0
200	219.1	203	15.4

Fig. 7075P
Bull Plug



Nominal Size	O.D.	Center to End	Approx. Wt. Ea.
In./DN(mm)	In./mm	In./mm	Lbs./kg
2	2.375	4	2.3
50	60.3	102	1.0
2½	2.875	5	3.0
65	73.0	127	1.4
3	3.500	6	4.5
80	88.9	152	2.0
4	4.500	7	7.5
100	114.3	178	3.4
5	5.563	8½	12.5
125	141.3	216	5.7
6	6.625	10	17.0
150	168.3	254	7.7
8	8.625	11	29.0
200	219.1	279	13.2



asc-es.com

Building connections that last™