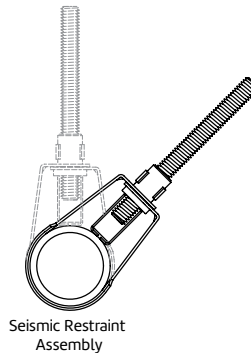
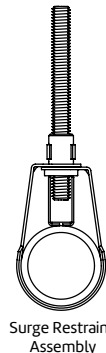
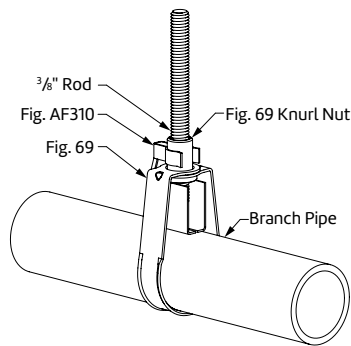


## Surge Restrainer Fig. AF310



### Loads (Lbs) • Dimensions (In) • Weight (Lbs)

Service Pipe Size	Rod Size	UL Max Seismic Restraint Load (UL 203a)	Approx. Weight/100
1 thru 2	3/8	300	4

#### Notes

ASC Engineered Solutions™ brand bracing components are designed to be compatible ONLY with other ASC Engineered Solutions brand bracing components, resulting in a Listed seismic bracing assembly. Updated UL listing information may be viewed at [www.ul.com](http://www.ul.com)

#### Disclaimer

ASC Engineered Solutions does not provide any warranties and specifically disclaims any liability whatsoever with respect to ASC Engineered Solutions bracing products and components that are used in combination with products, parts or systems not manufactured or sold by ASC Engineered Solutions. In no event shall ASC Engineered Solutions be liable for any incidental, direct, consequential, special or indirect damages or lost profits where non-ASC Engineered Solutions bracing components have been, or are used.

### Material Specifications

#### Size Range

1" through 2" Figure 69, Swivel Ring Hanger

#### Material

Carbon steel

#### Finish

Pre-Galvanized per ASTM A653

#### Restrainer Service

Prevents vertical movement of horizontal sprinkler piping from thrust loads due to sprinkler activation. The surge restrainer is intended to be installed with Anvil's Figure 69 Swivel Ring Hanger.

#### Restraint Service

May be installed as part of a branch line seismic restraint assembly per the requirements of NFPA 13. The surge restrainer is intended to be installed with Anvil's Figure 69 Swivel Ring Hanger.

#### Approvals

cULus Listed (UL 203 and UL 203a). Complies with the hanging and restraint requirements listed in NFPA 13.

#### Features

- One universal size accommodates Fig. 69 sizes 1" through 2".
- Simple design allows for quick installation on existing sprinkler systems

#### Installation Instructions

- Snap surge restrainer onto the Fig. 69 knurl nut.
- The gap between the surge restrainer and service pipe shall not exceed 1/8".
- Fire Protection applications shall also be installed per the requirements of NFPA 13.

#### Ordering

Specify figure number and description.



**ANVIL**  
An ASC Engineered Solution

PROJECT INFORMATION	APPROVAL STAMP
Project:	Approved
Address:	Approved as noted
Contractor:	Not approved
Engineer:	Remarks:
Submittal Date:	
Notes 1:	
Notes 2:	