



Merchant Steel Bushings, Caps and Plugs


Fig. Flush Bushings

Fig. Caps

Fig. Solid Square Head Plugs

 Flush Bushings	Nominal Pipe Size		Length of External Thread, Min.		Length of Internal Thread, Min.		Unit Weight	
	NPS	DN	in	mm	in	mm	lbs	kg
	1/4 x 1/8	8 x 6	0.440	11	0.260	7	0.01	0.00
3/8 x 1/8	10 x 6	0.480	12	0.250	6	0.03	0.01	
3/8 x 1/4	10 x 8	0.480	12	0.400	10	0.02	0.01	
1/2 x 1/4	15 x 8	0.560	14	0.320	8	0.05	0.02	
1/2 x 3/8	15 x 10	0.560	14	0.410	11	0.03	0.01	

 Caps	Nominal Pipe Size		Cap Length		Nominal Width Across Flats		Unit Weight	
	NPS	DN	in	mm	in	mm	lbs	kg
	1/8	6	0.563	14	0.560	14	0.02	0.01
1/4	8	0.844	22	0.625	16	0.03	0.01	
3/8	10	0.813	21	0.870	22	0.06	0.03	
1/2	15	1.063	27	1.062	27	0.11	0.05	
3/4	20	1.114	28	1.183	30	0.14	0.06	

 Solid Square Head Plugs	Nominal Pipe Size		Minimum Overall Plug Length		Nominal Width Across Flats		Threads		Unit Weight	
	NPS	DN	in	mm	in	mm	in	mm	lbs	kg
	1/8	6	0.625	16	9/32	7	27	686	0.02	0.01
1/4	8	0.687	17	3/8	10	18	457	0.04	0.02	
3/8	10	0.812	21	7/16	11	18	457	0.06	0.03	
1/2	15	0.937	24	9/16	14	14	356	0.12	0.05	
3/4	20	1.062	27	5/8	16	14	356	0.19	0.09	
1	25	1.125	29	13/16	22	11 1/2	292	0.34	0.15	
1 1/4	32	1.360	35	15/16	24	11 1/2	292	0.55	0.25	
1 1/2	40	1.450	37	1 1/8	29	11 1/2	292	0.82	0.37	
2	50	1.560	40	1 5/16	34	11 1/2	292	1.35	0.61	

Threads per ASME B1.20.1

Finish or Coating:

- Black, dipped in rust resistant;
- Zinc electroplated per ASTM B633

PROJECT INFORMATION	APPROVAL STAMP
Project:	Approved
Address:	Approved as noted
Contractor:	Not approved
Engineer:	Remarks:
Submittal Date:	
Notes 1:	
Notes 2:	