



## Merchant Steel Bushings, Caps and Plugs


### Fig. Flush Bushings

### Fig. Caps

### Fig. Solid Square Head Plugs

	Nominal Pipe Size		Length of External Thread, Min.		Length of Internal Thread, Min.		Unit Weight	
	NPS	DN	in	mm	in	mm	lbs	kg
	1/4 x 1/8	8 x 6	0.440	11	0.260	7	0.01	0.00
3/8 x 1/8	10 x 6	0.480	12	0.250	6	0.03	0.01	
3/8 x 1/4	10 x 8	0.480	12	0.400	10	0.02	0.01	
1/2 x 1/4	15 x 8	0.560	14	0.320	8	0.05	0.02	
1/2 x 3/8	15 x 10	0.560	14	0.410	11	0.03	0.01	

	Nominal Pipe Size		Cap Length		Nominal Width Across Flats		Unit Weight	
	NPS	DN	in	mm	in	mm	lbs	kg
	1/8	6	0.563	14	0.560	14	0.02	0.01
1/4	8	0.844	22	0.625	16	0.03	0.01	
3/8	10	0.813	21	0.870	22	0.06	0.03	
1/2	15	1.063	27	1.062	27	0.11	0.05	
3/4	20	1.114	28	1.183	30	0.14	0.06	

	Nominal Pipe Size		Minimum Overall Plug Length		Nominal Width Across Flats		Threads		Unit Weight	
	NPS	DN	in	mm	in	mm	in	mm	lbs	kg
	1/8	6	0.625	16	9/32	7	27	686	0.02	0.01
1/4	8	0.687	17	3/8	10	18	457	0.04	0.02	
3/8	10	0.812	21	7/16	11	18	457	0.06	0.03	
1/2	15	0.937	24	9/16	14	14	356	0.12	0.05	
3/4	20	1.062	27	5/8	16	14	356	0.19	0.09	
1	25	1.125	29	13/16	22	11 1/2	292	0.34	0.15	
1 1/4	32	1.360	35	15/16	24	11 1/2	292	0.55	0.25	
1 1/2	40	1.450	37	1 1/8	29	11 1/2	292	0.82	0.37	
2	50	1.560	40	1 5/16	34	11 1/2	292	1.35	0.61	

#### Threads per ASME B1.20.1

#### Finish or Coating:

- Black, dipped in rust resistant;
- Zinc electroplated per ASTM B633

PROJECT INFORMATION	APPROVAL STAMP
Project:	Approved
Address:	Approved as noted
Contractor:	Not approved
Engineer:	Remarks:
Submittal Date:	
Notes 1:	
Notes 2:	