

**Fig. 83N14 & 84N14 Black and Galvanized Schedule 40 Welded Carbon Steel Pipe Nipples**

Size in	Close Length in	Weight per Each (lb)																
		Packing (Inner/Master)																
		Close	1-1/2	2	2-1/2	3	3-1/2	4	4-1/2	5	5-1/2	6	7	8	9	10	11	12
1/8	3/4	0.01	0.02	0.03	0.04	0.05	0.06	0.07	0.08	0.09	0.10	0.12	0.15	0.16	0.18	0.21	0.23	0.25
		25/400	25/400	25/400	25/400	25/400	25/400	25/400	25/400	25/400	25/400	25/400	25/400	25/400	25/400	25/200	25/200	25/200
1/4	7/8	0.02	0.04	0.06	0.07	0.09	0.11	0.13	0.14	0.16	0.18	0.20	0.23	0.27	0.30	0.34	0.38	0.41
		25/400	25/400	25/400	25/400	25/400	25/400	25/400	25/400	25/400	25/300	25/300	25/300	25/200	25/200	25/200	20/160	20/160
3/8	1	0.03	0.06	0.09	0.11	0.14	0.16	0.19	0.22	0.24	0.27	0.30	0.35	0.40	0.46	0.51	0.56	0.62
		25/400	25/400	25/400	25/400	25/400	25/300	25/300	25/200	25/200	25/200	25/200	25/150	25/150	25/100	25/100	25/100	25/100
1/2	1-1/8	0.05	0.08	0.12	0.15	0.19	0.22	0.26	0.29	0.33	0.36	0.40	0.47	0.54	0.61	0.68	0.75	0.83
		25/400	25/400	25/400	25/300	25/300	25/200	25/200	25/200	25/150	25/150	25/150	25/100	25/100	25/100	25/75	25/75	25/75
3/4	1-3/8	0.08	0.10	0.15	0.20	0.24	0.29	0.34	0.39	0.43	0.48	0.53	0.62	0.72	0.81	0.91	1.00	1.09
		25/400	25/400	25/300	25/300	25/200	25/200	25/150	25/150	25/100	25/100	25/100	25/75	25/75	25/50	25/50	25/50	25/50
1	1-1/2	0.14		0.16	0.23	0.30	0.37	0.44	0.51	0.58	0.65	0.72	0.86	1.00	1.14	1.28	1.42	1.56
		25/200		25/200	25/150	25/150	25/100	25/100	25/100	25/75	25/75	25/50	25/50	25/50	25/50	25/50	20/40	20/40
1-1/4	1-5/8	0.21		0.27	0.36	0.45	0.55	0.64	0.74	0.83	0.93	1.02	1.21	1.40	1.59	1.78	1.97	2.16
		25/150		25/100	25/100	25/100	25/50	25/50	25/50	25/50	25/50	25/50	25/50	15/30	15/30	15/30	-/30	-/30
1-1/2	1-3/4	0.26		0.32	0.43	0.55	0.66	0.77	0.89	1.00	1.11	1.23	1.45	1.68	1.91	2.13	2.36	2.59
		25/100		25/100	25/50	25/50	25/50	25/50	25/50	20/40	20/40	20/40	-/35	-/35	-/35	-/15	-/15	-/15
2	2	0.46			0.61	0.76	0.91	1.07	1.22	1.37	1.52	1.68	1.98	2.28	2.59	2.89	3.20	3.50
		25/50			25/50	-/50	-/25	-/25	-/25	-/25	-/25	-/25	-/18	-/18	-/18	-/14	-/14	-/14
2-1/2	2-1/2	0.75				0.95	1.19	1.43	1.67	1.91	2.16	2.40	2.88	3.36	3.85	4.33	4.81	5.30
		-/36				-/36	-/27	-/27	-/24	-/18	-/18	-/18	-/14	-/12	-/12	-/9	-/9	-/9
3	2-5/8	0.99				1.19	1.50	1.82	2.14	2.45	2.77	3.08	3.72	4.35	4.98	5.61	6.24	6.88
		-/24				-/24	-/18	-/18	-/16	-/12	-/12	-/12	-/9	-/8	-/8	-/6	-/6	-/6
3-1/2	2-3/4	2.08						3.03	3.41	3.79	4.17	4.55	5.31	6.10	6.83	7.59	8.34	9.11
		-/15						-/12	-/10	-/8	-/8	-/8	-/5	-/5	-/5	-/4	-/4	-/4
4	2-7/8	1.74						3.59	4.04	4.49	4.94	5.39	6.29	7.19	8.09	8.99	9.89	10.79
		-/15						-/12	-/10	-/8	-/8	-/8	-/5	-/5	-/5	-/4	-/4	-/4
5	3	4.26						3.83	4.31	5.05	5.72	6.27	6.27	8.70	10.96	11.14	12.25	13.58
		-/4						-/4	-/4	-/2	-/2	-/2	-/2	-/2	-/2	-/2	-/2	-/2
6	3-1/8	3.19						4.17	5.06	5.94	6.83	7.72	11.06	11.27	13.04	14.82	16.59	18.37
		-/4						-/4	-/4	-/2	-/2	-/2	-/2	-/2	-/2	-/2	-/1	-/1
8	3-1/2	6.87										12.83	14.97	17.59	19.24	21.38	23.52	27.12
		-/1										-/1	-/1	-/1	-/1	-/1	-/1	-/1

Size in	Weight per Each (lb)						
	Packing (Pieces / Bundle)						
	18	24	30	36	48	60	72
1/2	1.26	1.68	2.11	2.54	3.39	4.25	5.10
	5	5	5	5	5	5	5
3/4	1.67	2.23	2.80	3.37	3.94	5.64	6.78
	5	5	5	5	5	5	5
1	18.03	13.25	4.09	4.93	6.60	8.28	9.96
	5	5	5	5	5	5	5
1-1/4	3.30	4.44	5.58	6.72	9.00	11.28	13.55
	2	2	2	2	2	2	2
1-1/2	3.95	5.31	6.67	8.03	10.75	13.48	16.20
	2	2	2	2	2	2	2
2	5.33	7.16	8.99	10.82	14.47	18.13	21.78
	2	2	2	2	2	2	2
2-1/2	7.73	11.10	14.49	16.90	22.70	30.00	34.00
	1	1	1	1	1	1	1
3	10.68	14.47	18.26	22.06	29.64	37.23	44.00
	1	1	1	1	1	1	1
4	15.18	20.58	25.98	31.38	42.18	52.98	63.78
	1	1	1	1	1	1	1
6	28.46	34.78	39.68	45.94	56.91	66.40	79.35
	1	1	1	1	1	1	1

**Fig. 83NA4 & 84NA4 Schedule 40 Tote Tray Assortments**

Size in	Part Number		Package Contents of Each Nipple Size											Total Pieces	Weight lb
	Black	Galvanized	Close	1-1/2	2	2-1/2	3	3-1/2	4	4-1/2	5	5-1/2	6		
1/2	83NA4004C	84NA4004C	6	6	6	6	6	6	6	6	6	6	6	66	15
3/4	83NA4006C	84NA4006C	6	6	6	6	6	6	6	6	6	6	6	66	19
1	83NB4010C	84NB4010C	6		6	6	6	6	6	6	6	6	6	60	25

**Fig. 83NB4 & 84NB4 Schedule 40 B Assortments**

Size in	Part Number		Package Contents of Each Nipple Size											Total Pieces	Weight lb
	Black	Galvanized	Close	1-1/2	2	2-1/2	3	3-1/2	4	4-1/2	5	5-1/2	6		
1-1/4	83NB4012C	84NB4012C	6		6	6	6	6	6	6	6	6	6	60	37
1-1/2	83NB4014C	84NB4014C	6		6	6	6	6	6	6	6	6	6	60	45
2	83NB4020C	84NB4020C	6			6	6	6	6	6	6	6	6	54	58

**Fig. 83ND4 & 84ND4 Schedule 40 25 Piece D Assortments**

Size in	Part Number		Package Contents of Each Nipple Size											Total Pieces	Weight lb
	Black	Galvanized	Close	1-1/2	2	2-1/2	3	3-1/2	4	4-1/2	5	5-1/2	6		
1/2	83ND4004C	84ND4004C	4	3	3	3	2	2	2	1	2	1	2	25	5
3/4	83ND4006C	84ND4006C	6		4	3	2	2	2	1	2	1	2	25	7
1	83ND4010C	-	5		5	3	2	2	2	1	2	1	2	25	10

**Fig. 83SR4 & 84SR4 Schedule 40 Single-Run Assortments Thru 6”**

Size in	Part Number		Package Contents of Each Nipple Size											Total Pieces	Weight lb
	Black	Galvanized	Close	1-1/2	2	2-1/2	3	3-1/2	4	4-1/2	5	5-1/2	6		
1/4	83SR4002C	-	1	1	1	1	1	1	1	1	1	1	1	11	1
3/8	83SR4003C	-	1	1	1	1	1	1	1	1	1	1	1	11	2
1/2	83SR4004C	84SR4004C	1	1	1	1	1	1	1	1	1	1	1	11	2
3/4	83SR4006C	84SR4006C	1	1	1	1	1	1	1	1	1	1	1	11	3
1	83SR4010C	84SR4010C	1		1	1	1	1	1	1	1	1	1	10	4
1-1/4	83SR4012C	84SR4012C	1		1	1	1	1	1	1	1	1	1	10	7
1-1/2	83SR4014C	84SR4014C	1		1	1	1	1	1	1	1	1	1	10	8
2	83SR4020C	84SR4020C	1			1	1	1	1	1	1	1	1	9	10

**Fig. 83SR4 & 84SR4 Schedule 40 Single-Run Assortments Thru 12”**

Size in	Part Number	Package Contents of Each Nipple Size																Total Pieces	Weight lb	
		Close	1-1/2	2	2-1/2	3	3-1/2	4	4-1/2	5	5-1/2	6	7	8	9	10	11			12
1/2	83SR4004120C	1	1	1	1	1	1	1	1	1	1	1	1	1	1	1	1	1	17	6
3/4	83SR4006120C	1	1	1	1	1	1	1	1	1	1	1	1	1	1	1	1	1	17	8
1	83SR4010120C	1		1	1	1	1	1	1	1	1	1	1	1	1	1	1	1	16	11
1-1/4	83SR4012120C	1		1	1	1	1	1	1	1	1	1	1	1	1	1	1	1	16	16
1-1/2	83SR4014120C	1		1	1	1	1	1	1	1	1	1	1	1	1	1	1	1	16	19
2	83SR4020120C	1			1	1	1	1	1	1	1	1	1	1	1	1	1	1	15	26

**Fig. 83RL4 & 84RL4 Schedule 40 Right and Left Nipples**

Size in	Part Number		Packing		Weight lb
	Black	Galvanized	Inner	Master	
1/2 x 4	83RL4004040C	84RL4004040C	25	200	0.26
3/4 x 4	83RL4006040C	84RL4006040C	25	150	0.34
1 x 4	83RL4010040C	84RL4010040C	25	100	0.45
1-1/4 x 4	83RL4012040C	84RL4012040C	25	50	0.65
1-1/2 x 4	83RL4014040C	84RL4014040C	25	50	0.78
2 x 4	83RL4020040C	84RL4020040C	-	25	1.07



NIPPLES

**Fig. 83NI8 & 84NI8 Black and Galvanized Schedule 80 Welded Carbon Steel Pipe Nipples**

Size in	Close Length	Weight per Each (lb)																
		Packing (Inner/Master)																
		Close	1-1/2	2	2-1/2	3	3-1/2	4	4-1/2	5	5-1/2	6	7	8	9	10	11	12
1/8	3/4	0.02	0.04	0.05	0.07	0.08	0.09	0.10	0.11	0.12	0.14	0.16	0.18	0.20	0.22	0.25	0.27	0.30
		25/400	25/400	25/400	25/400	25/400	25/400	25/400	25/400	25/400	25/400	25/400	25/400	25/400	25/300	25/200	25/200	25/200
1/4	7/8	0.03	0.05	0.08	0.10	0.13	0.15	0.17	0.19	0.21	0.24	0.27	0.31	0.35	0.39	0.43	0.45	0.48
		25/400	25/400	25/400	25/400	25/400	25/400	25/400	25/300	25/300	25/300	25/200	25/200	25/150	25/150	25/150	25/100	25/100
3/8	1	0.05	0.08	0.10	0.15	0.18	0.21	0.24	0.27	0.31	0.33	0.37	0.43	0.47	0.53	0.59	0.64	0.70
		25/400	25/400	25/400	25/400	25/300	25/300	25/200	25/200	25/200	25/200	25/150	25/150	25/150	25/100	25/100	25/100	25/100
1/2	1-1/8	0.08	0.11	0.15	0.20	0.24	0.29	0.35	0.39	0.42	0.49	0.52	0.60	0.71	0.73	0.89	0.99	1.05
		25/400	25/400	25/400	25/300	25/200	25/200	25/150	25/150	25/150	25/100	25/100	25/100	25/75	25/75	25/50	25/50	25/50
3/4	1-3/8	0.14	0.16	0.22	0.28	0.34	0.40	0.46	0.53	0.59	0.65	0.71	0.83	0.96	1.09	1.21	1.34	1.46
		25/400	25/400	25/200	25/200	25/150	25/150	25/100	25/100	25/100	25/75	25/75	25/75	25/50	25/50	25/50	20/40	20/40
1	1-1/2	0.21		0.31	0.39	0.48	0.58	0.67	0.76	0.86	0.96	1.05	1.26	1.43	1.62	1.80	2.02	2.18
		25/200		25/200	25/150	25/100	25/100	25/75	25/75	25/50	25/50	25/50	25/50	20/40	20/40	15/30	15/30	15/30
1-1/4	1-5/8	0.31		0.42	0.55	0.65	0.79	0.92	1.06	1.18	1.31	1.43	1.67	1.84	1.54	2.47	2.72	2.99
		25/150		25/100	25/100	25/75	25/50	25/50	25/50	25/50	20/40	20/40	15/30	15/30	15/30	-/20	-/20	-/20
1-1/2	1-3/4	0.41		0.49	0.63	0.77	0.94	1.08	1.25	1.38	1.59	1.71	2.04	2.34	2.63	2.88	3.33	3.57
		25/100		25/100	25/50	25/50	25/50	25/50	-/50	-/40	-/32	-/32	-/25	-/20	-/20	-/10	-/10	-/10
2	2	0.66			0.89	1.09	1.29	1.51	1.77	1.99	2.24	2.35	2.01	3.17	3.59	4.00	4.40	4.90
		25/50			25/50	-/50	-/25	-/25	-/25	-/25	-/25	-/25	-/25	-/18	-/18	-/15	-/12	-/12
2-1/2	2-1/2	1.19				1.49	1.74	2.05	2.37	2.67	2.98	3.33	3.89	4.61	5.21	5.91	6.50	7.17
		-/36				-/36	-/27	-/27	-/24	-/18	-/18	-/18	-/14	-/12	-/9	-/9	-/9	-/8
3	2-5/8	1.75				2.05	2.47	2.90	3.25	3.74	4.15	4.50	5.29	6.27	7.39	8.00	9.76	10.64
		-/24				-/24	-/18	-/18	-/16	-/12	-/12	-/12	-/9	-/8	-/8	-/6	-/6	-/6
3-1/2	2-3/4	2.61						3.79	4.26	4.74	5.22	5.69	6.64	7.59	8.54	9.49	10.44	11.38
		-/15						-/12	-/10	-/8	-/8	-/8	-/5	-/5	-/4	-/4	-/4	-/4
4	2-7/8	2.84						4.12	4.71	5.44	6.07	6.31	8.04	9.18	10.33	11.48	12.63	13.77
		-/15						-/12	-/10	-/8	-/8	-/8	-/5	-/5	-/4	-/4	-/4	-/4

**Fig. 83NA8 Schedule 80 Tote Tray Assortments**

Size in	Part Number Black	Package Contents of Each Nipple Size												Total Pieces	Weight lb
		Close	1-1/2	2	2-1/2	3	3-1/2	4	4-1/2	5	5-1/2	6			
1/2	83NA8004C	6	6	6	6	6	6	6	6	6	6	6	6	66	19
3/4	83NA8006C	6	6	6	6	6	6	6	6	6	6	6	6	66	27
1	83NA8010C	6		6	6	6	6	6	6	6	6	6	6	60	38

**Fig. 83SR8 Schedule 80 Single-Run Assortments Thru 6"**

Size in	Part Number Black	Package Contents of Each Nipple Size												Total Pieces	Weight lb
		Close	1-1/2	2	2-1/2	3	3-1/2	4	4-1/2	5	5-1/2	6			
3/8	83SR8003C	1	1	1	1	1	1	1	1	1	1	1	1	11	3
1/2	83SR8004C	1	1	1	1	1	1	1	1	1	1	1	1	11	3
3/4	83SR8006C	1	1	1	1	1	1	1	1	1	1	1	1	11	4
1	83SR8010C	1		1	1	1	1	1	1	1	1	1	1	10	6
1-1/4	83SR8012C	1		1	1	1	1	1	1	1	1	1	1	10	8
1-1/2	83SR8014C	1		1	1	1	1	1	1	1	1	1	1	10	10
2	83SR8020C	1			1	1	1	1	1	1	1	1	1	9	13

**Fig. 73NI8 Black Schedule 80 Seamless Carbon Steel Pipe Nipples**

Size in	Close Length	Weight per Each (lb)																
		Packing (Inner/Master)																
		Close	1-1/2	2	2-1/2	3	3-1/2	4	4-1/2	5	5-1/2	6	7	8	9	10	11	12
1/8	3/4	0.02	0.04	0.05	0.07	0.08	0.09	0.10	0.11	0.12	0.14	0.16	0.18	0.20	0.22	0.25	0.27	0.30
		25/400	25/400	25/400	25/400	25/400	25/400	25/400	25/400	25/400	25/400	25/400	25/400	25/400	25/300	25/200	25/200	25/200
1/4	7/8	0.03	0.05	0.08	0.10	0.13	0.15	0.17	0.19	0.21	0.24	0.27	0.31	0.35	0.39	0.43	0.45	0.48
		25/400	25/400	25/400	25/400	25/400	25/400	25/400	25/300	25/300	25/300	25/200	25/200	25/150	25/150	25/150	25/100	25/100
3/8	1	0.05	0.08	0.10	0.15	0.18	0.21	0.24	0.27	0.31	0.33	0.37	0.43	0.47	0.53	0.59	0.64	0.70
		25/400	25/400	25/400	25/400	25/300	25/300	25/200	25/200	25/200	25/150	25/150	25/100	25/100	25/100	25/100	25/100	25/100
1/2	1-1/8	0.08	0.11	0.15	0.20	0.24	0.29	0.35	0.39	0.42	0.49	0.52	0.60	0.71	0.73	0.89	0.99	1.05
		25/400	25/400	25/400	25/300	25/200	25/200	25/150	25/150	25/150	25/100	25/100	25/100	25/75	25/75	25/50	25/50	25/50
3/4	1-3/8	0.14	0.16	0.22	0.28	0.34	0.40	0.46	0.53	0.59	0.65	0.71	0.83	0.96	1.09	1.21	1.34	1.46
		25/400	25/400	25/200	25/200	25/150	25/150	25/100	25/100	25/100	25/75	25/75	25/75	25/50	25/50	25/50	20/40	20/40
1	1-1/2	0.21		0.31	0.39	0.48	0.58	0.67	0.76	0.86	0.96	1.05	1.26	1.43	1.62	1.80	2.02	2.18
		25/200		25/200	25/150	25/100	25/100	25/75	25/75	25/50	25/50	25/50	25/50	20/40	20/40	15/30	15/30	15/30
1-1/4	1-5/8	0.31		0.42	0.55	0.65	0.79	0.92	1.06	1.18	1.31	1.43	1.67	1.84	1.54	2.47	2.72	2.99
		25/150		25/100	25/100	25/75	25/50	25/50	25/50	25/50	20/40	20/40	15/30	15/30	15/30	-/20	-/20	-/20
1-1/2	1-3/4	0.41		0.49	0.63	0.77	0.94	1.08	1.25	1.38	1.59	1.71	2.04	2.34	2.63	2.88	3.33	3.57
		25/100		25/100	25/50	25/50	25/50	25/50	-/50	-/40	-/32	-/32	-/25	-/20	-/20	-/10	-/10	-/10
2	2	0.66		0.89	1.09	1.29	1.51	1.77	1.99	2.24	2.35	2.01	3.17	3.59	4.00	4.40	4.40	4.90
		25/50		25/50	-/50	-/25	-/25	-/25	-/25	-/25	-/25	-/18	-/18	-/15	-/12	-/12	-/12	-/12
2-1/2	2-1/2	1.19			1.49	1.74	2.05	2.37	2.67	2.98	3.33	3.89	4.61	5.21	5.91	6.50	7.17	7.17
		-/36			-/36	-/27	-/27	-/24	-/18	-/18	-/18	-/14	-/12	-/9	-/9	-/9	-/9	-/8
3	2-5/8	1.75			2.05	2.47	2.90	3.25	3.74	4.15	4.50	5.29	6.27	7.39	8.00	9.76	10.64	10.64
		-/24			-/24	-/18	-/18	-/16	-/12	-/12	-/12	-/9	-/8	-/8	-/6	-/6	-/6	-/6
3-1/2	2-3/4	2.61					3.79	4.26	4.74	5.22	5.69	6.64	7.59	8.54	9.49	10.44	11.38	11.38
		-/15					-/12	-/10	-/8	-/8	-/8	-/5	-/5	-/4	-/4	-/4	-/4	-/4
4	2-7/8	2.84					4.12	4.71	5.44	6.07	6.31	8.04	9.18	10.33	11.48	12.63	13.77	13.77
		-/15					-/12	-/10	-/8	-/8	-/8	-/5	-/5	-/4	-/4	-/4	-/4	-/4

**Fig. 73SR8 Schedule 80 Single-Run Assortments Thru 6”**

Size in	Part Number Black	Package Contents of Each Nipple Size												Total Pieces	Weight lb
		Close	1-1/2	2	2-1/2	3	3-1/2	4	4-1/2	5	5-1/2	6			
1/2	73SR8004C	1	1	1	1	1	1	1	1	1	1	1	1	11	3
3/4	73SR8006C	1	1	1	1	1	1	1	1	1	1	1	1	11	5
1	73SR8010C	1		1	1	1	1	1	1	1	1	1	1	10	7
1-1/4	73SR8012C	1		1	1	1	1	1	1	1	1	1	1	10	9
1-1/2	73SR8014C	1		1	1	1	1	1	1	1	1	1	1	10	11
2	73SR8020C	1		1	1	1	1	1	1	1	1	1	1	9	13
2-1/2	73SR8024C	1				1	1	1	1	1	1	1	1	8	18
3	73SR8030C	1					1	1	1	1	1	1	1	8	25
4	73SR8040C	1						1	1	1	1	1	1	6	30

**FPPI® PTFE Pipe Thread Tape**

- Made from PTFE
- Meets MIL Spec T27730A

Part Number	Description/Size	Packing	
		Inner	Master
03-120-00	FPPI® PTFE Tape 1/2" x 520"	-	500
03-121-00	FPPI® PTFE Tape 3/4" x 520"	-	400
03-122-00	FPPI® PTFE Tape 1" x 520"	-	300



NIPPLES

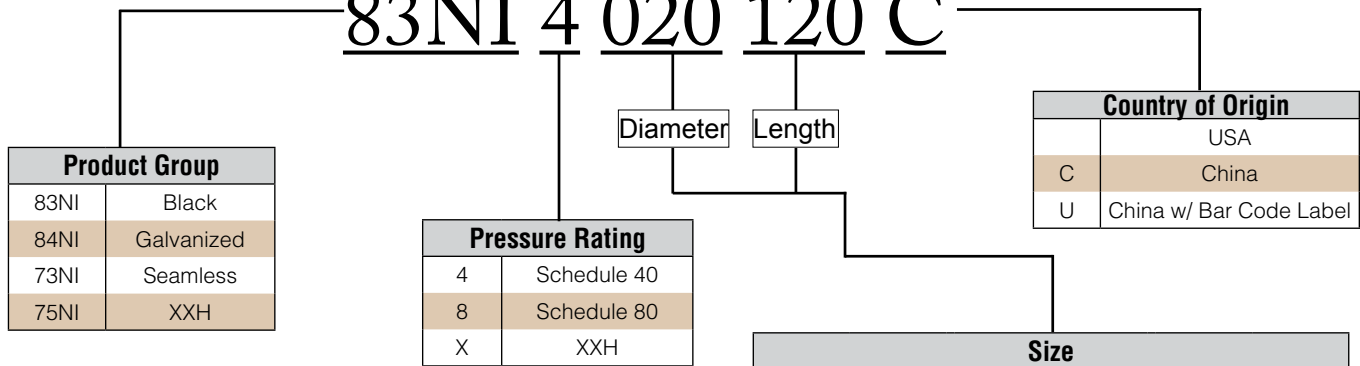
**Fig. 75NIX Black XXH Carbon Steel Pipe Nipples**

Size in	Close Length	Weight per Each (lb)																
		Packing (Inner/Master)																
		Close	1-1/2	2	2-1/2	3	3-1/2	4	4-1/2	5	5-1/2	6	7	8	9	10	11	12
1	1-1/2	0.47 -100		0.62 -100	0.76 -75	0.93 -50	1.08 -50	1.22 -40	1.37 -40	1.54 -25	1.69 -25	1.84 -25	2.13 -25	2.44 -20	2.75 -20	3.05 -15	3.36 -15	3.66 -15
2	2	1.52 -25			1.89 -20	2.27 -10	2.64 -15	3.01 -10	3.39 -10	3.77 -10	4.15 -5	4.53 -10	5.28 -5	6.02 -5	6.78 -5	7.54 -5	8.29 -5	9.04 -5
3	2-5/8	4.16 -12				4.17 -12	5.55 -9	6.33 -9	7.13 -8	7.93 -6	8.72 -6	9.56 -6	12.39 -4	14.16 -4	15.49 -4	17.70 -4	18.58 -3	21.24 -3
4	2-7/8	2.84 -15						9.00 -12	10.13 -10	11.25 -8	12.38 -8	13.55 -8	16.13 -5	18.43 -5	20.71 -4	23.00 -4	25.30 -4	27.60 -4



**Steel Nipple Part Numbers**

**83NI 4 020 120 C**



**Wall Thickness Chart**

Nominal Pipe Size	Outside Diameter	Sch 40 Wall Thickness	Sch 80 Wall Thickness	XXH Wall Thickness
1/8	0.405	0.068	0.095	N/A
1/4	0.540	0.088	0.119	N/A
3/8	0.675	0.091	0.126	N/A
1/2	0.840	0.109	0.147	N/A
3/4	1.050	0.113	0.154	N/A
1	1.315	0.133	0.179	0.358
1-1/4	1.660	0.140	0.191	0.382
1-1/2	1.900	0.145	0.200	0.400
2	2.375	0.154	0.218	0.436
2-1/2	2.875	0.203	0.276	0.552
3	3.500	0.216	0.300	0.600
3-1/2	4.000	0.226	0.318	N/A
4	4.500	0.237	0.337	0.674
5	5.563	0.258	0.375	N/A
6	6.625	0.280	0.432	N/A
8	8.625	0.322	0.500	N/A

Size					
001	1/8	016	1-3/4	090	9
002	1/4	020	2	100	10
003	3/8	024	2-1/2	110	11
004	1/2	030	3	120	12
006	3/4	034	3-1/2	180	18
007	7/8	040	4	240	24
010	1	044	4-1/2	300	30
011	1-1/8	050	5	360	36
012	1-1/4	054	5-1/2	480	48
013	1-3/8	060	6	600	60
014	1-1/2	070	7	720	72
015	1-5/8	080	8		

**Fig. 86N14 Schedule 40 Seamless Brass Nipples**

Size in	Close Length	Weight per Each (lb)																
		Packing (Inner/Master)																
		Close	1-1/2	2	2-1/2	3	3-1/2	4	4-1/2	5	5-1/2	6	7	8	9	10	11	12
1/8	3/4	0.01	0.03	0.04	0.05	0.06	0.07	0.08	0.09	0.10	0.11	0.12	0.14	0.16	0.19	0.21	0.23	0.25
		25/400	25/400	25/400	25/400	25/400	25/400	25/400	25/400	25/400	25/400	25/400	25/400	25/400	25/400	25/400	25/400	25/400
1/4	7/8	0.02	0.05	0.06	0.08	0.10	0.12	0.14	0.16	0.18	0.20	0.21	0.25	0.29	0.33	0.36	0.40	0.44
		25/400	25/400	25/400	25/400	25/400	25/400	25/400	25/400	25/400	25/400	25/400	25/400	25/200	25/200	25/200	25/200	25/200
3/8	1	0.04	0.06	0.09	0.12	0.14	0.17	0.19	0.22	0.25	0.27	0.30	0.35	0.40	0.46	0.51	0.56	0.61
		25/400	25/400	25/400	25/400	25/400	25/400	25/400	25/400	25/400	25/300	25/300	25/300	25/150	25/150	25/100	25/100	25/100
1/2	1-1/8	0.06	0.08	0.12	0.16	0.20	0.24	0.28	0.32	0.36	0.40	0.43	0.51	0.59	0.67	0.75	0.82	0.90
		25/400	25/400	25/400	25/300	25/300	25/300	25/200	25/200	25/200	25/200	25/200	25/200	25/100	25/100	25/100	25/100	25/100
3/4	1-3/8	0.10	0.11	0.16	0.21	0.27	0.32	0.37	0.43	0.48	0.53	0.58	0.69	0.77	0.90	1.01	1.11	1.22
		25/400	25/400	25/300	25/300	25/200	25/200	25/150	25/150	25/100	25/100	25/100	25/75	25/75	25/50	25/50	25/50	25/50
1	1-1/2	0.15		0.23	0.30	0.38	0.45	0.52	0.60	0.67	0.75	0.82	0.97	1.12	1.27	1.41	1.56	1.71
		25/200		25/200	25/150	25/150	25/100	25/100	25/100	25/75	25/75	25/50	25/50	25/50	25/50	25/50	20/40	20/40
1-1/4	1-5/8	0.25		0.33	0.44	0.55	0.66	0.77	0.88	0.99	1.10	1.21	1.43	1.65	1.86	2.08	2.30	2.52
		25/150		25/100	25/100	25/100	25/50	25/50	25/50	25/50	25/50	25/50	25/50	15/30	15/30	15/30	-/30	-/30
1-1/2	1-3/4	0.29		0.36	0.49	0.62	0.75	0.88	1.01	1.14	1.27	1.40	1.66	1.92	2.18	2.45	2.71	2.97
		25/100		25/100	25/50	25/50	25/50	25/50	-/50	-/40	-/40	-/40	-/40	-/35	-/25	-/25	-/15	-/15
2	2	0.47			0.64	0.81	0.98	1.16	1.33	1.50	1.67	1.84	2.19	2.53	2.87	3.22	3.56	3.90
		25/50			25/50	-/50	-/25	-/25	-/25	-/25	-/25	-/25	-/25	-/18	-/18	-/18	-/14	-/14
2-1/2	2-1/2	0.84				1.09	1.34	1.59	1.84	2.09	2.34	2.59	3.08	3.58	4.08	4.58	5.08	5.58
		-/36				-/36	-/27	-/27	-/24	-/18	-/18	-/18	-/14	-/12	-/9	-/9	-/9	-/9
3	2-5/8	1.26				1.53	1.88	2.24	2.60	2.95	3.31	3.67	4.38	5.09	5.81	6.52	7.23	7.95
		-/24				-/24	-/18	-/18	-/16	-/12	-/12	-/12	-/9	-/8	-/8	-/6	-/6	-/6
4	2-7/8	2.20				2.33	2.86	3.39	3.92	4.45	4.98	5.51	6.57	7.63	8.68	9.74	10.80	11.86
		-/15				-/15	-/12	-/12	-/10	-/8	-/8	-/8	-/5	-/5	-/5	-/4	-/4	-/4

Size in	Weight per Each (lb)						
	Packing (Pieces / Bundle)						
	18	24	30	36	48	60	72
1/2	1.37	1.83	2.30	2.77	3.70	4.63	5.56
	5	5	5	5	5	5	5
3/4	1.85	2.49	3.12	3.76	5.03	6.29	7.54
	5	5	5	5	5	5	5
1	2.60	3.49	4.38	5.27	7.05	8.81	10.57
	5	5	5	5	5	5	5
1-1/4	3.84	5.15	6.47	7.78	10.30	12.88	15.45
	5	5	5	5	5	5	5
1-1/2	4.53	6.10	7.66	9.23	12.36	15.45	18.54
	5	5	5	5	5	5	5
2	5.96	8.02	10.08	12.14	16.26	19.95	24.50
	5	5	5	5	5	5	5
2-1/2	8.58	11.57	14.57	17.56	23.20	29.00	38.40
	3	3	3	3	3	3	3
3	12.23	16.51	20.79	25.07	33.63	42.03	50.44
	3	3	3	3	3	3	3
4	18.21	24.56	31.05	37.26	49.96	62.45	74.94
	2	2	2	2	2	2	2



NIPPLES

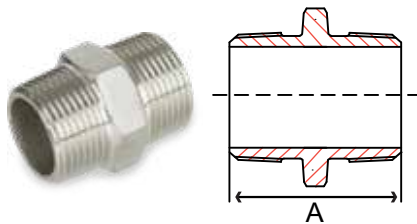
**Fig. 86SR4 Schedule 40 Seamless Brass Single-Run Assortments**

Size in	Part Number	Package Contents of Each Nipple Size											Total Pieces	Weight lb	
		Close	1-1/2	2	2-1/2	3	3-1/2	4	4-1/2	5	5-1/2	6			
1/4	86SR4002C	1	1	1	1	1	1	1	1	1	1	1	1	11	1.5
3/8	86SR4003C	1	1	1	1	1	1	1	1	1	1	1	1	11	2.0
1/2	86SR4004C	1	1	1	1	1	1	1	1	1	1	1	1	11	2.5
3/4	86SR4006C	1	1	1	1	1	1	1	1	1	1	1	1	11	3.5
1	86SR4010C	1		1	1	1	1	1	1	1	1	1	1	10	5.0
1-1/4	86SR4012C	1		1	1	1	1	1	1	1	1	1	1	10	7.0
1-1/2	86SR4014C	1		1	1	1	1	1	1	1	1	1	1	10	8.0
2	86SR4020C	1			1	1	1	1	1	1	1	1	1	9	10.0



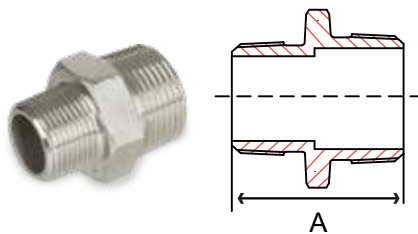
**Specialty Stainless Nipples**

**Fig. S8346HN - 316 Hex Nipple**



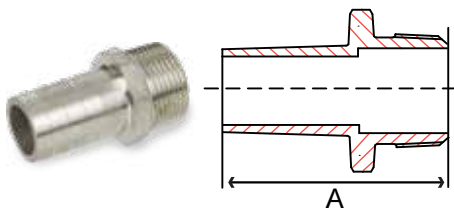
Diameter in	Part Number 316	A in	Packing		Weight lb
			Inner	Master	
1/8	S8346HN001	1.30	50	200	0.02
1/4	S8346HN002	1.30	50	200	0.04
3/8	S8346HN003	1.38	50	200	0.08
1/2	S8346HN004	1.67	50	200	0.1
3/4	S8346HN006	1.81	25	100	0.1
1	S8346HN010	1.97	25	100	0.3
1 1/4	S8346HN012	2.28	-	50	0.4
1 1/2	S8346HN014	2.36	-	50	0.6
2	S8346HN020	2.70	-	20	0.9

**Fig. S8346RH - 316 Reducing Hex Nipple**



Diameter in	Part Number 316	A in	Packing		Weight lb
			Inner	Master	
1/4 x 1/8	S8346RH002001	1.30	50	200	0.04
3/8 x 1/4	S8346RH003002	1.38	50	200	0.08
1/2 x 3/8	S8346RH004003	1.67	50	200	0.1
3/4 x 1/2	S8346RH006004	1.81	25	100	0.1
1 x 3/4	S8346RH010006	1.97	25	100	0.3
1-1/4 x 1	S8346RH012010	2.28	-	50	0.4
1-1/2 x 1-1/4	S8346RH014012	2.36	-	50	0.6
2 x 1-1/2	S8346RH020014	2.70	-	20	0.9

**Fig. S8346KN - 316 King Nipple Hose x Threaded**



Diameter in	Part Number 316	A in	Packing		Weight lb
			Inner	Master	
1/8	S8346KN001	1.57	25	100	0.02
1/4	S8346KN002	1.77	25	100	0.05
3/8	S8346KN003	1.97	25	100	0.07
1/2	S8346KN004	2.36	25	100	0.1
3/4	S8346KN006	2.56	25	100	0.2
1	S8346KN010	2.95	-	50	0.3
1 1/4	S8346KN012	3.35	-	40	0.5
1 1/2	S8346KN014	3.54	-	40	0.9
2	S8346KN020	3.94	-	20	1.3
2-1/2	S8346KN024	4.72	-	12	1.7
3	S8346KN030	5.12	-	5	2.0
4	S8346KN040	5.51	-	5	4.6

NIPPLES

**Fig. S834 - Sch 40 Welded 304/304L & 316/316L Nipple Weights**

Size in	Close Length	Weight per Each (lb)													
		Packing (Inner/Master)													
		Close	1-1/2	2	2-1/2	3	3-1/2	4	4-1/2	5	5-1/2	6	8	10	12
1/8	3/4	0.01	0.03	0.04	0.05	0.06	0.07	0.08	0.09	0.11	0.11	0.12	0.16	0.21	0.25
		25/200	25/200	25/200	25/200	25/200	25/200	25/200	25/200	25/200	25/200	25/200	25/100	25/100	25/100
1/4	7/8	0.03	0.04	0.06	0.08	0.09	0.10	0.13	0.14	0.15	0.18	0.20	0.27	0.35	0.42
		25/200	25/200	25/200	25/200	25/200	25/200	25/200	25/200	25/200	25/200	25/200	25/200	25/100	25/100
3/8	1	0.03	0.06	0.08	0.10	0.12	0.15	0.18	0.20	0.22	0.23	0.26	0.35	0.48	0.52
		25/200	25/200	25/200	25/200	25/200	25/200	25/200	25/200	25/200	25/100	25/100	25/100	25/50	25/50
1/2	1-1/8	0.06	0.08	0.12	0.15	0.18	0.22	0.25	0.29	0.32	0.36	0.39	0.52	0.66	0.80
		25/200	25/200	25/200	25/100	25/100	25/100	25/100	25/100	25/100	25/100	25/100	25/100	25/50	25/50
3/4	1-3/8	0.10	0.11	0.16	0.20	0.24	0.29	0.34	0.38	0.43	0.47	0.52	0.73	0.91	1.09
		25/200	25/200	25/100	25/100	25/100	25/100	25/50	25/50	25/50	25/50	25/50	25/50	-/25	-/25
1	1-1/2	0.15		0.22	0.25	0.36	0.40	0.47	0.53	0.62	0.66	0.77	1.01	1.28	1.55
		25/100		25/100	25/50	25/50	25/50	25/50	25/50	25/50	-/25	-/25	-/25	-/25	-/25
1-1/4	1-5/8	0.23		0.32	0.40	0.49	0.60	0.62	0.72	0.81	0.94	0.97	1.39	2.01	2.30
		25/50		25/50	25/50	25/50	-/25	-/25	-/25	-/25	-/25	-/25	-/25	-/15	-/15
1-1/2	1-3/4	0.30		0.32	0.47	0.56	0.68	0.80	0.91	1.00	1.10	1.27	1.65	2.07	2.43
		25/100		25/100	-/25	-/25	-/25	-/25	-/25	-/20	-/20	-/20	-/12	-/7	-/7
2	2	0.40			0.62	0.71	0.93	1.07	1.23	1.37	1.55	1.67	2.20	2.90	3.46
		-/25			-/25	-/25	-/12	-/12	-/12	-/12	-/12	-/12	-/12	-/9	-/7
2-1/2	2-1/2	0.73				0.95	1.35	1.45	1.80	2.04	2.16	2.38	3.15	4.05	5.10
		-/18				-/18	-/13	-/13	-/12	-/9	-/9	-/9	-/6	-/4	-/4
3	2-5/8	1.19				1.49	1.68	2.06	2.38	2.67	2.95	3.17	4.50	5.95	8.16
		-/12				-/12	-/9	-/9	-/8	-/6	-/6	-/6	-/4	-/3	-/3
4	2-7/8	1.94						2.99	3.63	3.68	4.53	4.44	6.70	7.55	9.25
		-/7						-/6	-/5	-/4	-/4	-/4	-/2	-/2	-/2
6	3-1/8	4.69						6.32				9.01			18.02
		-/1						-/1				-/1			-/1

**Fig. S858 - Sch 80 Seamless 304/304L & 316/316L Weights**

Size in	Close Length	Weight per Each (lb)													
		Packing (Inner/Master)													
		Close	1-1/2	2	2-1/2	3	3-1/2	4	4-1/2	5	5-1/2	6	8	10	12
1/8	3/4	0.02	0.04	0.05	0.06	0.07	0.08	0.09	0.11	0.12	0.13	0.15	0.20	0.25	0.30
		25/200	25/200	25/200	25/200	25/200	25/200	25/200	25/200	25/200	25/200	25/200	25/100	25/100	25/100
1/4	7/8	0.03	0.06	0.08	0.10	0.13	0.15	0.17	0.27	0.21	0.23	0.26	0.35	0.45	0.55
		25/200	25/200	25/200	25/200	25/200	25/200	25/200	25/200	25/200	25/200	25/200	25/200	25/100	25/100
3/8	1	0.05	0.08	0.11	0.15	0.17	0.20	0.24	0.27	0.30	0.34	0.37	0.53	0.67	0.82
		25/200	25/200	25/200	25/200	25/200	25/200	25/200	25/200	25/200	25/100	25/100	25/100	25/50	25/50
1/2	1-1/8	0.08	0.11	0.16	0.20	0.24	0.29	0.34	0.54	0.42	0.47	0.52	0.35	0.87	1.06
		25/200	25/200	25/200	25/100	25/100	25/100	25/100	25/100	25/100	25/100	25/100	25/100	25/50	25/50
3/4	1-3/8	0.14	0.15	0.22	0.27	0.33	0.40	0.46	0.73	0.55	0.62	0.69	0.94	1.20	1.38
		25/200	25/200	25/100	25/100	25/100	25/100	25/50	25/50	25/50	25/50	25/50	25/50	-/25	-/25
1	1-1/2	0.22		0.31	0.39	0.46	0.56	0.65	1.04	0.83	0.91	1.00	1.33	1.67	2.00
		25/100		25/100	25/50	25/50	25/50	25/50	25/50	25/50	-/25	-/25	-/25	-/25	-/25
1-1/4	1-5/8	0.34		0.40	0.55	0.67	0.79	0.90	1.03	1.15	1.28	1.40	1.88	2.37	2.85
		25/50		25/50	25/50	25/50	-/25	-/25	-/25	-/25	-/25	-/25	-/25	-/15	-/15
1-1/2	1-3/4	0.47		0.54	0.71	0.87	1.04	1.21	1.37	1.53	1.69	1.85	1.62	3.17	3.80
		25/100		25/100	-/25	-/25	-/25	-/25	-/25	-/25	-/20	-/20	-/20	-/12	-/7
2	2	0.70			0.92	1.13	1.35	1.50	2.42	1.95	2.10	2.25	3.06	3.98	4.77
		-/25			-/25	-/25	-/12	-/12	-/12	-/12	-/12	-/12	-/12	-/9	-/7
3	2-5/8	1.75						2.67				4.00	6.49	8.11	9.74
		-/12						-/9				-/6	-/4	-/3	-/3

NIPPLES