

## Stainless Steel Method Fittings Fig. 7050SS, 7051SS, 7060SS, 7061SS, 7072SS, 7073SS, 7074SS, 7084SS, 7788SS



### Material Specifications

#### Fabricated Fittings

304/316L stainless steel conforming to ASTM A 312, Schedule 10 and Schedule 40

#### Full Flow Fittings

304/316L stainless steel conforming to ASTM A 403 WPW or A 403 CR

### Maximum Working Pressure

Maximum working pressure is determined by the lowest rated component in a connected system. Please refer to individual component sheets to determine the appropriate value.

For Listings/Approval Details and Limitations, visit our website at [www.asc-es.com](http://www.asc-es.com) or contact an ASC Engineered Solutions™ Sales Representative.



Gruvlok Stainless Steel, Full-Flow Grooved fittings are made of lightweight, corrosion-resistant Type 304 and 316 stainless steel. The assortment of available fittings provides economical and efficient methods to change direction in, add outlets to, reduce, or cap piping systems.

Fittings are available in full-flow and fabricated versions in 304 and 316L S.S. Fabricated fittings are available with Schedule 10 or Schedule 40 wall thickness.

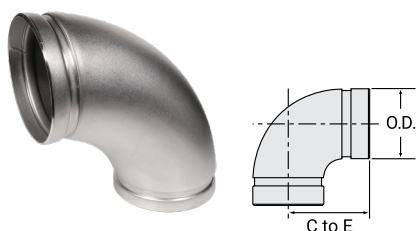
### Stainless Steel Method Fittings (Ordering Information)

Sample Part Number	2"	7050SS -	40	04	
	Origin	Size	Item	Schedule	SST
2" 7050SS-4004	A - Global	1 1/4" - 12"	7050SS - 90° Elbow	10 - Sch. 10	04 - Type 304
	No Letter - Domestic		7051SS - 45° Elbow	40 - Sch. 40	16 - Type 316
			7060SS - Straight Tee		
			7061SS - Reducing Tee		
			7072SS - Concentric Reducer		
			7073SS - Eccentric Reducer		
			7074SS - Steel Cap		
			7084SS - Flange Adapter		
			7788SS - Flange Adapter		



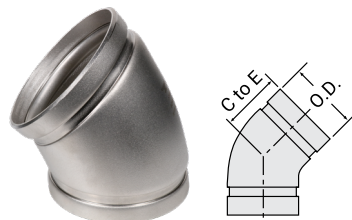
PROJECT INFORMATION	APPROVAL STAMP
Project:	Approved
Address:	Approved as noted
Contractor:	Not approved
Engineer:	Remarks:
Submittal Date:	
Notes 1:	
Notes 2:	

**Fig. A7050SS**  
90° Stainless Steel Elbow



Nominal Size	O.D.	Center to End	Approx. Wt. Ea.
In./DN(mm)	In./mm	In./mm	Lbs./kg
1	1.315	2.88	1
25	33.4	73.2	0.45
1¼	1.660	3.13	1
32	42.2	79.5	0.45
1½	1.900	3.50	1
40	48.3	88.9	0.45
2	2.375	4.50	1.1
50	60.3	114.3	0.5
2½	2.875	5.00	1.7
65	73.0	127.0	0.77
3	3.500	4.50	2.6
80	88.9	114.3	1.18
4	4.500	6.00	4.7
100	114.3	152.4	2.13
5	5.563	7.50	8.4
125	141.3	190.5	3.81
6	6.625	9.00	10.3
150	168.3	228.6	4.67
8	8.625	12.00	17.6
200	219.1	304.8	7.98
10	10.750	15.00	49.2
250	273.0	381.0	22.32
12	12.750	18.00	78.4
300	323.9	457.2	35.56

**Fig. A7051SS**  
45° Stainless Steel Elbow



Nominal Size	O.D.	Center to End	Approx. Wt. Ea.
In./DN(mm)	In./mm	In./mm	Lbs./kg
1	1.315	2.00	0.6
25	33.4	50.8	0.27
1¼	1.660	2.00	0.8
32	42.2	50.8	0.36
1½	1.900	2.13	1
40	48.3	54.1	0.45
2	2.375	2.75	1.2
50	60.3	69.9	0.54
2½	2.875	2.88	1.3
65	73.0	73.2	0.59
3	3.500	2.00	1.3
80	88.9	50.8	0.59
4	4.500	2.50	2.3
100	114.3	63.5	1.04
5	5.563	3.13	4.2
125	141.3	79.5	1.91
6	6.625	3.75	5.1
150	168.3	95.3	2.31
8	8.625	5.00	13.8
200	219.1	127	6.26
10	10.750	6.25	24.6
250	273.0	158.8	11.16
12	12.750	7.50	39.2
300	323.9	190.5	17.78

**Fig. A7060SS**  
Stainless Steel Tee



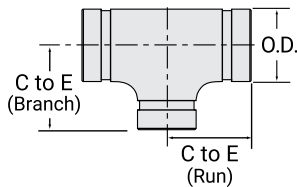
Nominal Size	O.D.	Center to End	Approx. Wt. Ea.
In./DN(mm)	In./mm	In./mm	Lbs./kg
1	1.315	2.25	0.7
25	33.4	57.2	0.32
1¼	1.66	3.13	1.3
32	42.2	79.5	0.59
1½	1.9	3.38	1.6
40	48.3	85.9	0.73
2	2.375	2.75	2.3
50	60.3	69.9	1.04
2½	2.875	3.13	2.8
65	73.0	79.5	1.27
3	3.5	3.75	3.1
80	88.9	95.3	1.41
4	4.5	4.50	4.9
100	114.3	114.3	2.22
5	5.563	5.89	7.1
125	141.3	149.6	3.22
6	6.625	5.89	11.7
150	168.3	149.6	5.31
8	8.625	7.76	20.0
200	219.1	197.1	9.07
10	10.75	8.88	34.4
250	273.0	225.6	15.60
12	12.75	10.38	52.5
300	323.9	263.7	23.81



asc-es.com

Building connections that last™

**Fig. A7061SS**  
Stainless Steel Reducing Tee




Nominal Size	O.D. 1	O.D. 2	C to E	C to B	Approx. Wt. Ea.
In./DN(mm)	In./mm	In./mm	In./mm	In./mm	Lbs./kg
1½ x 1½ x 1 40 x 40 x 25	1.900 48.3	1.315 33.4	2.75 69.9	2.75 69.9	1.5 0.68
1½ x 1½ x 1¼ 40 x 40 x 32	1.900 48.3	1.660 42.4	2.75 69.9	2.75 69.9	1.7 0.77
2 x 2 x 1 50 x 50 x 25	2.375 60.3	1.315 33.4	3.25 82.6	3.25 82.6	2.2 1.00
2 x 2 x 1¼ 50 x 50 x 32	2.375 60.3	1.660 42.2	3.25 82.6	3.25 82.6	2.4 1.09
2 x 2 x 1½ 50 x 50 x 40	2.375 60.3	1.900 48.3	2.75 69.9	2.75 69.9	2.4 1.09
2½ x 2½ x 1 50 x 50 x 40	2.875 73.0	1.315 33.4	3.75 95.3	3.75 95.3	3.1 1.41
2½ x 2½ x 1½ 50 x 50 x 40	2.875 73.0	1.900 48.3	3.75 95.3	3.75 95.3	3.4 1.54
2½ x 2½ x 2 50 x 50 x 40	2.875 73.0	2.375 60.3	3.07 78.0	3.07 78.0	3.6 1.63
3 x 3 x 1 80 x 80 x 25	3.500 88.9	1.315 33.4	4.25 108.0	4.25 108.0	4.3 1.95
3 x 3 x 1¼ 80 x 80 x 32	3.500 88.9	1.660 42.2	4.25 108.0	4.25 108.0	4.3 1.95
3 x 3 x 1½ 80 x 80 x 40	3.500 88.9	1.900 48.3	4.25 108.0	4.25 108.0	4.4 2.00
3 x 3 x 2 80 x 80 x 50	3.500 88.9	2.375 60.3	3.77 95.8	3.23 82.0	4.4 2.00
3 x 3 x 2½ 80 x 80 x 65	3.500 88.9	2.875 73.0	3.77 95.8	3.23 82.0	4.4 2.00
4 x 4 x 2 100 x 100 x 50	4.500 114.3	2.375 60.3	4.47 113.5	3.82 97.0	4.4 2.00
4 x 4 x 2½ 100 x 100 x 65	4.500 114.3	2.875 73.0	4.47 113.5	3.82 97.0	4.6 2.09
4 x 4 x 3 100 x 100 x 80	4.500 114.3	3.500 88.9	4.47 113.5	3.88 98.6	4.9 2.22
6 x 6 x 1½ 150 x 150 x 40	6.625 168.3	1.900 48.3	5.91 150.1	5.91 150.1	9.3 4.22
6 x 6 x 2 150 x 150 x 50	6.625 168.3	2.375 60.3	5.91 150.1	5.91 150.1	9.3 4.22
6 x 6 x 3 150 x 150 x 80	6.625 168.3	3.5 88.9	5.91 150.1	4.88 124.0	9.3 4.22
6 x 6 x 4 150 x 150 x 100	6.625 168.3	4.500 114.3	5.91 150.1	5.12 130.0	9.3 4.22
8 x 8 x 4 200 x 200 x 100	8.625 219.1	4.500 114.3	7.79 197.9	6.31 160.3	18.1 8.21
8 x 8 x 6 200 x 200 x 150	8.625 219.1	6.625 168.3	7.79 197.9	6.62 168.1	18.1 8.21
10 x 10 x 6 250 x 250 x 150	10.750 273.0	6.625 168.3	8.89 225.8	7.70 195.6	29.3 13.29
10 x 10 x 8 250 x 250 x 200	10.750 273.0	8.625 219.1	8.89 225.8	8.59 218.2	31.7 14.38
12 x 12 x 8 300 x 300 x 200	12.750 323.9	8.625 219.1	10.39 263.9	9.51 242	44.0 19.96
12 x 12 x 10 300 x 300 x 250	12.750 323.9	10.750 273.0	10.39 263.9	9.89 251.2	44.0 19.96




asc-es.com

Building connections that last™

**Fig. 7074SS**  
Stainless Steel Cap



**Fig. 7074SS**  
Stainless Steel Cap (Large)



Nominal Size	O.D.	End to End	Approx. Wt. Ea.
In./DN(mm)	In./mm	In./mm	Lbs./kg
1	1.315	1.08	0.2
25	33.4	27.4	0.09
1¼	1.660	1.08	0.4
32	42.2	27.4	0.18
1½	1.900	1.08	0.5
40	48.3	27.4	0.23
2	2.375	1.08	0.7
50	60.3	27.4	0.32
2½	2.875	1.08	1.0
65	73.0	27.4	0.45
76.1mm	3.000	2.36	3.1
65	76.2	60.0	1.41
3	3.500	1.08	2.0
80	88.9	27.4	0.91
4	4.500	1.13	3.1
100	114.3	28.7	1.41
5	5.563	3.00	1.7
125	141.3	76.2	0.77
6	6.625	3.50	1.9
150	168.3	88.9	0.86
8	8.625	4.00	3.1
200	219.1	101.6	1.41
10	10.750	5.00	6.0
250	273.0	127.0	2.72
12	12.750	6.00	7.8
300	323.9	152.4	3.54

Nominal Size	O.D.	End to End	Approx. Wt. Ea.
In./DN(mm)	In./mm	In./mm	Lbs./kg
4	4.500	1.13	3.1
100	114.3	28.7	1.41
5	5.563	3.00	1.7
125	141.3	76.2	0.77
6	6.625	3.50	1.9
150	168.3	88.9	0.86
8	8.625	4.00	3.1
200	219.1	101.6	1.41
10	10.750	5.00	6.0
250	273.0	127.0	2.72
12	12.750	6.00	7.8
300	323.9	152.4	3.54




asc-es.com

Building connections that last™

## Fig. A7084SS

Groove x Class 150 Stainless Steel Flange Adapter




Nominal Size	O.D.	End to End	THK	Mating Flange Bolt	Approx. Wt. Ea.
In./DN(mm)	In./mm	In./mm	In./mm	In./mm	Lbs./kg
1 25	1.315 33.4	3.000 76.2	0.500 12.7	4	2.5 1.13
1¼ 32	1.660 42.2	4.000 101.6	0.560 14.2	4	3.8 1.72
1½ 40	1.900 48.3	4.000 101.6	0.620 15.7	4	4.1 1.86
2 50	2.375 60.3	4.000 101.6	0.690 17.5	4	6.0 2.72
2½ 65	2.875 73.0	4.000 101.6	0.810 20.6	4	9.2 4.17
3 80	3.500 88.9	4.000 101.6	0.880 22.4	4	10.4 4.72
3½ 90	4.000 101.6	4.000 101.6	0.880 22.4	4	14.0 6.35
4 100	4.500 114.3	6.000 152.4	0.880 22.4	8	19.1 8.66
5 125	5.563 141.3	6.000 152.4	0.880 22.4	8	23.0 10.43
6 150	6.625 168.3	6.000 152.4	0.940 23.9	8	28.1 12.75
8 200	8.625 219.1	6.000 152.4	1.060 26.9	8	43.7 19.82
10 250	10.750 273.0	8.000 203.2	1.12 28.4	12	68.2 30.94
12 300	12.750 323.9	8.000 203.2	1.19 30.2	12	96.1 43.59

## Fig. A7788SS

Groove Cast 316 Stainless Steel Flange Adapter

### Notes

Maximum Allowable Working Pressure: 300 psi.  
Material: Cast stainless steel equivalent to 316 alloy.



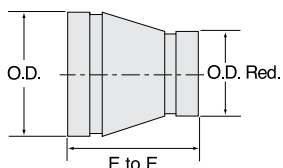
Nominal Size	O.D.	End to End	THK	Mating Flange Bolt	Approx. Wt. Ea.
In./DN(mm)	In./mm	In./mm	In./mm	In./mm	Lbs./kg
--	--	--	--	--	--
--	--	--	--	--	--
--	--	--	--	--	--
2 50	2.380 60.5	2.490 63.2	0.500 12.7	4	2.7 1.22
2½ 65	2.880 73.2	2.400 61.0	0.440 11.2	8	3.0 1.36
3 80	3.500 88.9	2.680 68.1	0.560 14.2	8	6.0 2.72
--	--	--	--	--	--
4 100	4.500 114.3	2.620 66.5	0.640 16.3	8	7.0 3.18
5 125	5.560 141.2	2.610 66.3	0.670 17.0	8	10.0 4.54
6 150	6.630 168.4	2.630 66.8	0.690 17.5	8	12.0 5.44
8 200	8.630 219.2	3.120 79.2	0.810 20.6	8	21.0 9.53
--	--	--	--	--	--
--	--	--	--	--	--



asc-es.com

Building connections that last™

**Fig. A7072SS**  
Stainless Steel Concentric Reducer



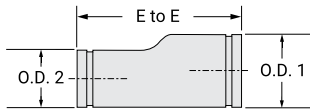
Nominal Size	O.D. 1	O.D. 2	End to End	Approx. Wt. Ea.
In./DN(mm)	In./mm	In./mm	In./mm	Lbs./kg
1½ x 1 40 x 25	1.900 48.3	1.315 33.4	3.75 95.3	1.4 0.64
1½ x 1¼ 40 x 32	1.900 48.3	1.660 42.2	3.75 95.3	1.4 0.64
2 x 1 50 x 25	2.375 60.3	1.315 33.4	3.75 95.3	1.5 0.68
2 x 1¼ 50 x 32	2.375 60.3	1.660 42.2	3.75 95.3	2.5 1.13
2 x 1½ 50 x 40	2.375 60.3	1.900 48.3	5.00 127.0	2.5 1.13
2½ x 1½ 65 x 40	2.875 73.0	1.900 48.3	5.00 127.0	3.5 1.59
2½ x 2 65 x 50	2.875 73.0	2.375 60.3	5.00 127.0	3.5 1.59
3 x 1 80 x 25	3.500 88.9	1.315 33.4	5.00 127.0	3.5 1.59
3 x 1¼ 80 x 32	3.500 88.9	1.660 42.2	5.00 127.0	4.3 1.95
3 x 1½ 80 x 40	3.500 88.9	1.900 48.3	5.00 127.0	4.4 2.00
3 x 2 80 x 50	3.500 88.9	2.375 60.3	5.00 127.0	4.8 2.18
3 x 2½ 80 x 65	3.500 88.9	2.875 73.0	5.00 127.0	4.8 2.18
4 x 2 100 x 50	4.500 114.3	2.375 60.3	5.00 127.0	4.8 2.18
4 x 2½ 100 x 65	4.500 114.3	2.875 73.0	5.00 127.0	4.8 2.18
4 x 3 100 x 80	4.500 114.3	3.500 88.9	5.00 127.0	5.0 2.27
5 x 3 125 x 80	5.563 141.3	3.500 88.9	9.00 228.6	7.0 3.18
5 x 4 125 x 100	5.563 141.3	4.500 114.3	9.00 228.6	7.0 3.18
6 x 2 150 x 50	6.625 168.3	2.375 60.3	5.50 139.7	4.2 1.91
6 x 2½ 150 x 65	6.625 168.3	2.875 73.0	5.50 139.7	4.2 1.91
6 x 3 150 x 80	6.625 168.3	3.500 88.9	5.50 139.7	4.0 1.81
6 x 4 150 x 100	6.625 168.3	4.500 114.3	5.50 139.7	4.2 1.91
8 x 4 200 x 100	8.625 219.1	4.500 114.3	6.00 152.4	9.6 4.35
8 x 6 200 x 150	8.625 219.1	6.625 168.3	6.00 152.4	9.6 4.35
10 x 4 250 x 100	10.750 273.0	4.500 114.3	7.00 177.8	8.8 3.99
10 x 6 250 x 150	10.750 273.0	6.625 168.3	7.00 177.8	11.5 5.22
10 x 8 250 x 200	10.750 273.0	8.625 219.1	7.00 177.8	11.5 5.22
12 x 6 300 x 150	12.750 323.9	6.625 168.3	8.00 203.2	13.0 5.90
12 x 8 300 x 200	12.750 323.9	8.625 219.1	8.00 203.2	13.0 5.90
12 x 10 300 x 250	12.750 323.9	10.750 273.0	8.00 203.2	17.0 7.71



asc-es.com

Building connections that last™

**Fig. A7073SS**  
Stainless Steel Eccentric Reducer



Nominal Size	O.D. 1	O.D. 2	End to End	Approx. Wt. Ea.
In./DN(mm)	In./mm	In./mm	In./mm	Lbs./kg
1½ x 1 40 x 25	1.900 48.3	1.315 33.4	3.75 95.3	1.4 0.64
1½ x 1¼ 40 x 32	1.900 48.3	1.660 42.2	3.75 95.3	1.4 0.64
2 x 1 50 x 25	2.375 60.3	1.315 33.4	3.75 95.3	1.5 0.68
2 x 1¼ 50 x 32	2.375 60.3	1.660 42.2	3.75 95.3	2.5 1.13
2 x 1½ 50 x 40	2.375 60.3	1.900 48.3	3.75 95.3	2.5 1.13
2½ x 2 65 x 50	2.875 73.0	2.375 60.3	5.00 127.0	3.5 1.59
3 x 1 80 x 25	3.500 88.9	1.315 33.4	5.00 127.0	4.3 1.95
3 x 2 80 x 50	3.500 88.9	2.375 60.3	5.00 127.0	4.3 1.95
3 x 2½ 80 x 65	3.500 88.9	2.875 73.0	5.00 127.0	4.5 2.04
4 x 2 100 x 50	4.500 114.3	2.375 60.3	5.00 127.0	4.8 2.18
4 x 2½ 100 x 65	4.500 114.3	2.875 73.0	5.00 127.0	5.8 2.63
4 x 3 100 x 80	4.500 114.3	3.5 88.9	5.00 127.0	5.9 2.68
5 x 3 125 x 80	5.563 141.3	3.5 88.9	9.00 228.6	6.7 3.04
5 x 4 125 x 100	5.563 141.3	4.5 114.3	9.00 228.6	7.0 3.18
6 x 2 150 x 50	6.625 168.3	2.375 60.3	9.00 228.6	7.0 3.17
6 x 2½ 150 x 65	6.625 168.3	2.875 73.0	9.00 228.6	7.0 3.17
6 x 3 150 x 80	6.625 168.3	3.5 88.9	9.00 228.6	7.0 3.18
6 x 4 150 x 100	6.625 168.3	4.5 114.3	9.00 228.6	7.0 3.18
8 x 3 200 x 80	8.625 219.1	3.5 88.9	10.00 254.0	9.3 4.22
8 x 4 200 x 100	8.625 219.1	4.5 114.3	10.00 254.0	11.6 5.26
8 x 6 200 x 150	8.625 219.1	6.625 168.3	10.00 254.0	11.8 5.35
10 x 6 250 x 150	10.75 273.0	6.625 168.3	13.00 330.2	12.5 5.67
10 x 8 250 x 200	10.75 273.0	8.625 219.1	13.00 330.2	11.5 5.22
12 x 6 300 x 150	12.750 323.9	6.625 168.3	14.00 355.6	21.1 9.57
12 x 8 300 x 200	12.750 323.9	8.625 219.1	14.00 355.6	21.1 9.57
12 x 10 300 x 250	12.750 323.9	10.75 273.0	14.00 355.6	21.1 9.57



asc-es.com

Building connections that last™